

ERRATA for
PE Mechanical Engineering: Thermal and Fluids Systems Practice Exam
ISBN: 978-1-932613-78-0
Copyright 2016 (1st printing, November 2016)
Errata posted 3/19/2018

Revisions are shown in red.

Question 124, p. 28:

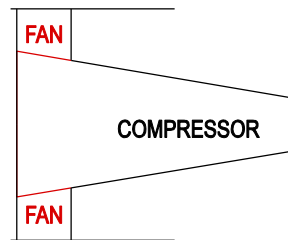
The options should read as follows:

- (A) 210
- (B) **55**
- (C) 38
- (D) 30

Question 128, p. 32:

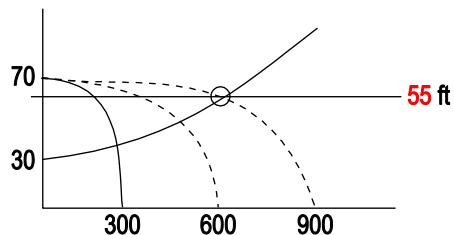
The figure should be shown as follows:

Compressor mass rate of flow	100 lbm/sec
Fan mass rate of flow	400 lbm/sec
Compressor pressure ratio	10
Fan pressure ratio	1.3
Fan and compressor efficiencies	85%
k	1.4
c_p	0.24 Btu/(lbm-°R)



Solution 124, p. 79:

By inspection, after plotting a curve of the three pumps in parallel, the intersection with the system curve is at **55 ft**.



Previously posted errata continued on next page

ERRATA for
PE Mechanical Engineering: Thermal and Fluids Systems Practice Exam
ISBN: 978-1-932613-78-0
Copyright 2016
Errata posted 4/6/2017

Solution 515, pp. 90, 96:

The correct answer is: (D)

Previously posted errata continued on next page

ERRATA for
PE Mechanical Engineering: Thermal and Fluids Systems Practice Exam
ISBN: 978-1-932613-78-0
Copyright 2016
Errata posted 3/31/2017

Revisions are shown in red.

Question 538, p. 67:

The question should read as follows:

Known data for a gas turbine–steam turbine combined cycle are given with the figure. If the **gross** work output of the gas turbine is 3.078×10^8 Btu/hr, the mass flow rate of steam (lbm/hr) is most nearly:

Previously posted errata continued on next page

ERRATA for
PE Mechanical Engineering: Thermal and Fluids Systems Practice Exam
ISBN: 978-1-932613-78-0
Copyright 2016
Errata posted 2/17/2017

p. 111:

The correct psychrometric chart is shown on the next page.



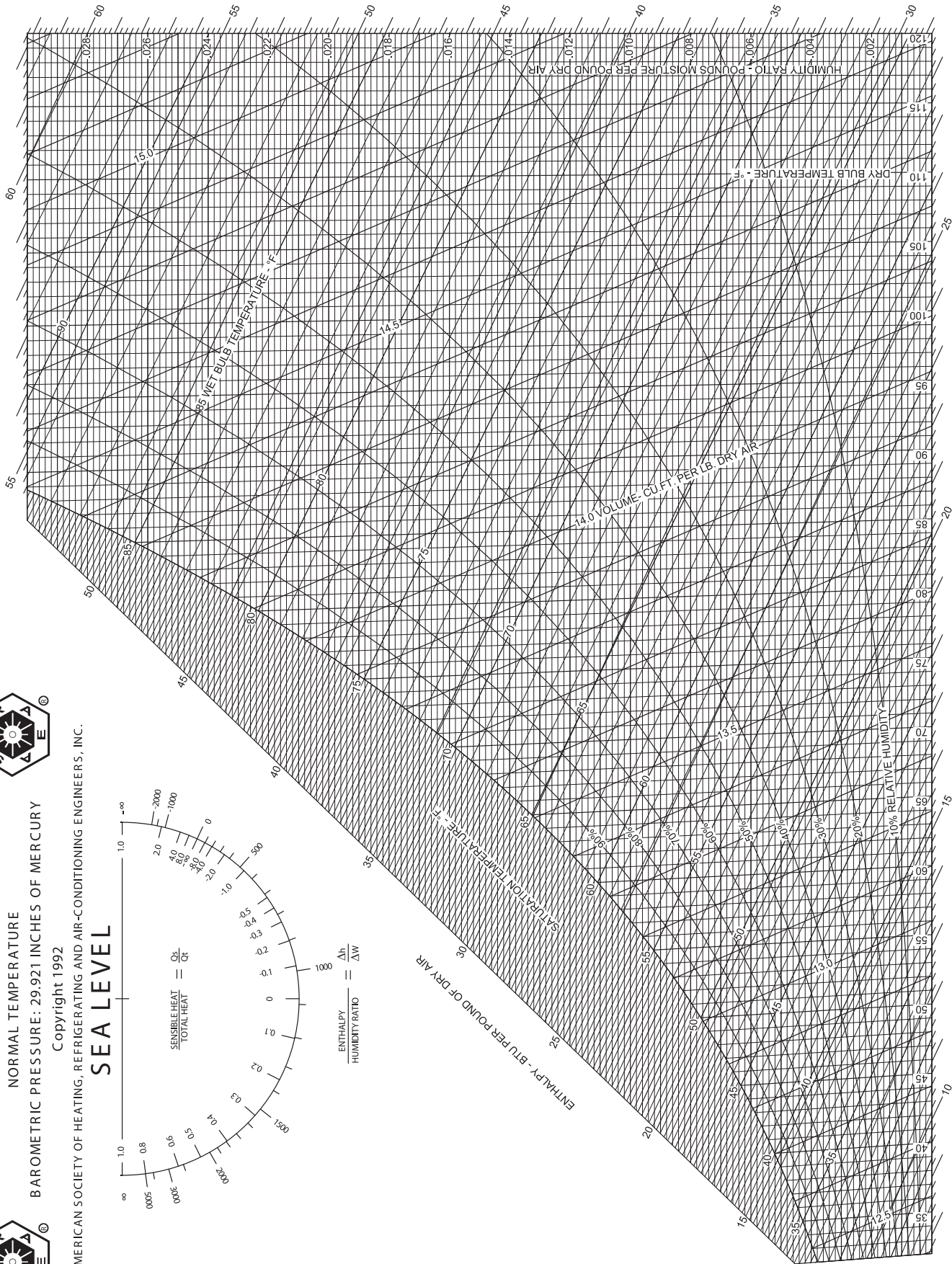
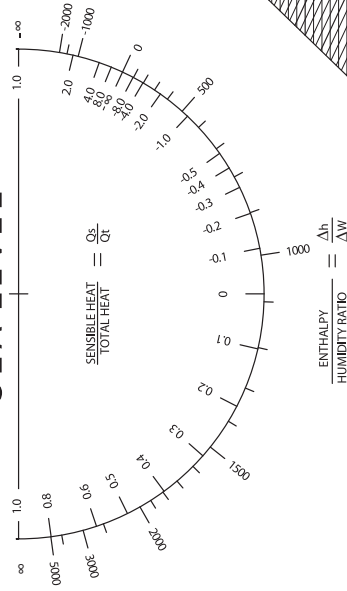
ASHRAE PSYCHROMETRIC CHART NO. 1

NORMAL TEMPERATURE
BAROMETRIC PRESSURE: 29.921 INCHES OF MERCURY

Copyright 1992

AMERICAN SOCIETY OF HEATING, REFRIGERATING AND AIR-CONDITIONING ENGINEERS, INC.

SEA LEVEL



Copyright 2006, ©American Society of Heating, Refrigerating and Air-Conditioning Engineers, Inc. (www.ashrae.org). Reprinted by permission from ASHRAE. This chart may not be copied or distributed in either paper or digital form without ASHRAE's permission.